

GRAZE LARGE - MODEL: AELS5

Linear Luminaires

WAC LIGHTING

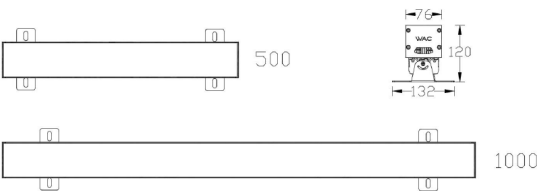
PROJECT:

TYPE:

Product Image



Line Drawing



Product Description

The Beacon Graze Large series lighting fixtures are equipped with high-quality chips with strong light efficiency and long lifespan, as well as lenses with unique optical performance. Combined with equidistant layout design, they ensure uniform light output. Symmetric and asymmetric light distribution options are available, with no scattered light spots on both sides of the lamp. LEDs are evenly spaced, and the splicing of the lamp is without dark areas. IP66 waterproof grade and DMX512 dimming control, the Size Large series lamps come out from the side, and the lamps can effectively balance the internal and external air pressure to prevent condensation, meeting the requirements of LEED outdoor lighting power consumption design. It can be applied to occasions such as washing and wiping walls on building facades.

Product Features

- Body Material: Aluminum extruded lamp body, aluminum die cast end cover
- Optical System: Lens
- Finish: Static electricity powder coating
- Projection direction: The rotating bracket can be adjusted by+/-60°
- Accessories/brackets: Rotating brackets
- Certification: CCC
- IP Rating: IP66
- Insulation Level: Class I
- Operating Temperature: -20°C~50°C

Product Specifications

- LED Type: High Power
- LED Power: 56W 500mm / 108W 1000mm
- Source Lm: 2700K 10800lm /3000K 11340lm /4000K 11880lm
- LED Lifetime: >50000h-L70 /B10-Ta25°C(LM-80/TM-21)
- CCT/CRI: 2700K / 3000K / 4000K , Ra90
- SDCM: 3 SDCM MONO
- Input: AV 220V
- Dimming: ON-OFF or DMX512 dimming control
- Net Weight: 3Kg/500mm, 6kg/1000mm, without packing

Order Model

Model	Length (mm)	Power (W)	LEDs (quantity)	Max Lumens(lm)	Control Systems	Beam	CCT	Finish
AELS505-054	500	54(Max)	24	5541	EL ON-OFF 220V AC Power Supply	S 9° 1 14° 2 25°	27 2700K 30 3000K	BK Black
AELS510-108	1000	108(Max)	48	11081	ML DMX512 Dimming 220V AC Power Supply	3 39° 5 53° J 17°x59°	40 4000K	

Example: AELS510-108ELS30BK


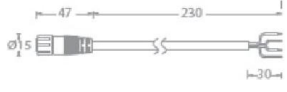



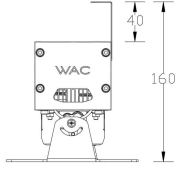

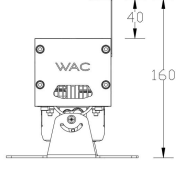
GRAZE LARGE - MODEL: AELS5

Linear Luminaires

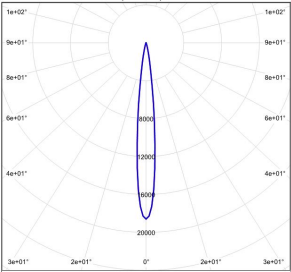
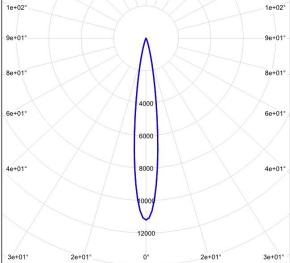
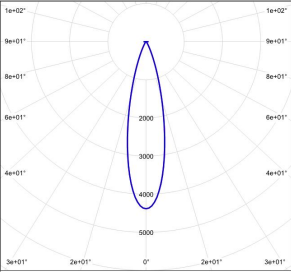
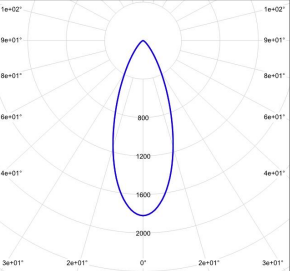
WAC LIGHTING

PROJECT:

TYPE:

Accessory				
Item	Description	Pic	Description Dimensions	Quantity Suggested
AELC3-SCCT002F	Female connector			1 pc per 16m
AELC3-SCCT002MA	Male connector			1 pc per 16m
AELS5-CB050-BK	Cover 500mm			
AELS5-CB100-BK	Cover 1000mm			

LIGHT DISTRIBUTION@3000K LUMINAIRE DATA

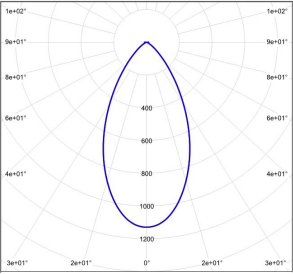
	<div>MODEL: AELS510-108ELS30BK</div> <div>BEAM ANGLE: 9°</div> <div>POWER: 119W</div> <div>LUMENS: 11081lm</div> <div>CBCP: 208809cd</div> <div>EFFICACY: 93.11lm/W</div>		<div>MODEL: AELS510-108EL130BK</div> <div>BEAM ANGLE: 14°</div> <div>POWER: 119W</div> <div>LUMENS: 10556lm</div> <div>CBCP: 122492cd</div> <div>EFFICACY: 88.75lm/W</div>
	<div>MODEL: AELS510-108EL230BK</div> <div>BEAM ANGLE: 25°</div> <div>POWER: 119W</div> <div>LUMENS: 10249lm</div> <div>CBCP: 45646cd</div> <div>EFFICACY: 86.06lm/W</div>		<div>MODEL: AELS510-108EL330BK</div> <div>BEAM ANGLE: 39°</div> <div>POWER: 119W</div> <div>LUMENS: 9421.2lm</div> <div>CBCP: 17189cd</div> <div>EFFICACY: 79.18lm/W</div>

GRAZE LARGE - MODEL: AELS5
Linear Luminaires

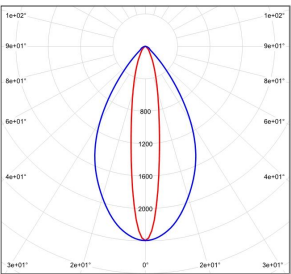
WAC LIGHTING

PROJECT:

TYPE:



MODEL:	AELS510-108EL530BK
BEAM ANGLE:	53°
POWER:	119W
LUMENS:	8016.4lm
CBCP:	9171cd
EFFICACY:	67.48lm/W



MODEL:	AELS510-108ELJ30BK
BEAM ANGLE:	17°x59°
POWER:	119W
LUMENS:	8202lm
CBCP:	19690cd
EFFICACY:	69.16lm /W

GRAZE LARGE - MODEL: AELS5

Linear Luminaires

WAC LIGHTING

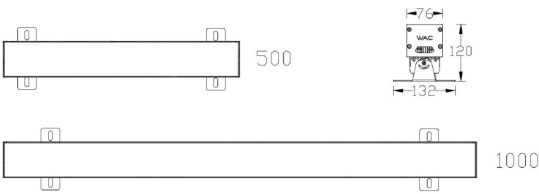
PROJECT:

TYPE:

Product Image



Line Drawing



Product Description

The Beacon Graze Large series lighting fixtures are equipped with high-quality chips with strong light efficiency and long lifespan, as well as lenses with unique optical performance. Combined with equidistant layout design, they ensure uniform light output. Symmetric and asymmetric light distribution options are available, with no scattered light spots on both sides of the lamp. LEDs are evenly spaced, and the splicing of the lamp is without dark areas. IP66 waterproof grade and DMX512 dimming control, the Size Large series lamps come out from the side, and the lamps can effectively balance the internal and external air pressure to prevent condensation, meeting the requirements of LEED outdoor lighting power consumption design. It can be applied to occasions such as washing and wiping walls on building facades.

Product Features

- Body Material: Aluminum extruded lamp body, aluminum die cast end cover
- Optical System: Lens
- Finish: Static electricity powder coating
- Projection direction: The rotating bracket can be adjusted by +/-60°
- Accessories/brackets: Rotating brackets
- Certification: CCC
- IP Rating: IP66
- Insulation Level: Class I
- Operating Temperature: -20°C~50°C

Product Specifications

- LED Type: High Power
- LED Power: 54W 500mm / 108W 1000mm
- Source Lm: RGBW
- LED Lifetime: >50000h-L70 /B10-Ta25°C(LM-80/TM-21)
- CCT/CRI: RGBW , Ra80
- SDCM: 5 SDCM RGBW
- Input: 220V AC
- Dimming: DMX512 dimming control 3Kg/500mm,
- Net Weight: 3Kg/500mm, 6kg/1000mm, without packing

Order Model

Model	Length (mm)	Power (W)	LEDs (quantity)	Max Lumens(lm)	Control Systems	Beam	CCT	Finish
AELS505-054	500	54(Max)	24	1958	ML DMX512 Dimming 220V AC Power Supply	1 14° 2 24° 4 39° 6 57° G 23°x35°	F3 RGBW (3000K) F4 RGBW (4000K)	BK Black
AELS510-108	1000	108(Max)	48	3916				

Example: AELS510-108ELS30BK






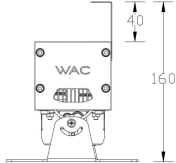

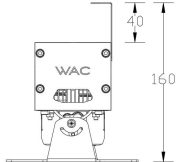
GRAZE LARGE - MODEL: AELS5

Linear Luminaires

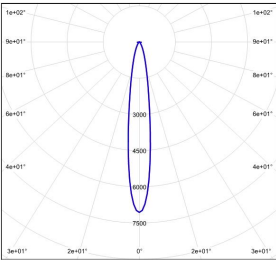
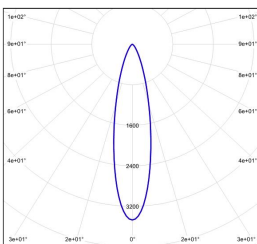
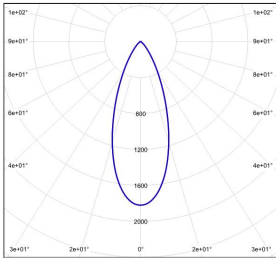
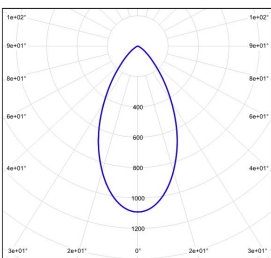
WAC LIGHTING

PROJECT:

TYPE:

Accessory				
Item	Description	Pic	Description Dimensions	Quantity Suggested
AELC3-SCCT002F	Female connector			1 pc per 16m
AELC3-SCCT002M	Male connector			1 pc per 16m
AELS5-CB050-BK	Cover 500mm			
AELS5-CB100-BK	Cover 1000mm			

LIGHT DISTRIBUTION@3000K LUMINAIRE DATA

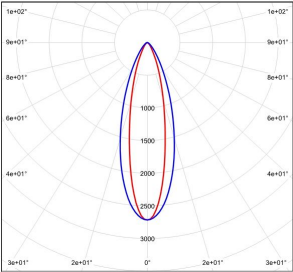
	<div>MODEL: AELS510-108ML1F3BK</div> <div>BEAM ANGLE: 14°</div> <div>POWER: 126W</div> <div>LUMENS: 3916lm</div> <div>CBCP: 28187cd</div> <div>EFFICACY: 31lm/W</div>		<div>MODEL: AELS510-108ML2F3BK</div> <div>BEAM ANGLE: 24°</div> <div>POWER: 126W</div> <div>LUMENS: 3577lm</div> <div>CBCP: 12411cd</div> <div>EFFICACY: 28.43lm/W</div>
	<div>MODEL: AELS510-108ML4F3BK</div> <div>BEAM ANGLE: 39°</div> <div>POWER: 126W</div> <div>LUMENS: 4316lm</div> <div>CBCP: 7905cd</div> <div>EFFICACY: 34.26lm/W</div>		<div>MODEL: AELS510-108ML6F3BK</div> <div>BEAM ANGLE: 57°</div> <div>POWER: 126W</div> <div>LUMENS: 3633.4lm</div> <div>CBCP: 3979cd</div> <div>EFFICACY: 28.79lm /W</div>

GRAZE LARGE - MODEL: AELS5
Linear Luminaires

WAC LIGHTING

PROJECT:

TYPE:



MODEL:	AELS510-108MLGF3BK
BEAM ANGLE:	23°x35°
POWER:	126W
LUMENS:	3136.5lm
CBCP:	8542cd
EFFICACY:	25.07lm/W

GRAZE LARGE - MODEL: AELS5

Linear Luminaires

WAC LIGHTING

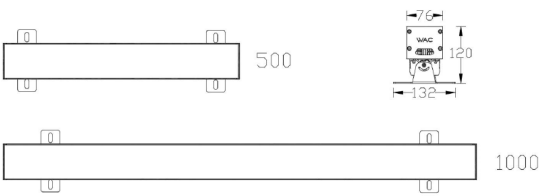
PROJECT:

TYPE:

Product Image



Line Drawing



Product Description

The Beacon Graze Large series lighting fixtures are equipped with high-quality chips with strong light efficiency and long lifespan, as well as lenses with unique optical performance. Combined with equidistant layout design, they ensure uniform light output. Symmetric and asymmetric light distribution options are available, with no scattered light spots on both sides of the lamp. LEDs are evenly spaced, and the splicing of the lamp is without dark areas. IP66 waterproof grade and DMX512 dimming control, the Size Large series lamps come out from the side, and the lamps can effectively balance the internal and external air pressure to prevent condensation, meeting the requirements of LEED outdoor lighting power consumption design. It can be applied to occasions such as washing and wiping walls on building facades.

Product Features

- Body Material: Aluminum extruded lamp body, aluminum die cast end cover
- Optical System: Lens
- Finish: Static electricity powder coating
- Projection direction: The rotating bracket can be adjusted by +/-60°
- Accessories/brackets: Rotating brackets
- Certification: CCC
- IP Rating: IP66
- Insulation Level: Class I
- Operating Temperature: -20°C~50°C

Product Specifications

- LED Type: High Power
- LED Power: 54W 500mm / 108W 1000mm
- Source Lm: RGBW
- LED Lifetime: >50000h-L70 /B10-Ta25°C(LM-80/TM-21)
- CCT/CRI: RGBW , Ra80
- SDCM: 5 SDCM RGBW
- Input: 220V AC
- Dimming: DMX512 dimming control 3Kg/500mm,
- Net Weight: 3Kg/500mm, 6kg/1000mm, without packing

Order Model

Model	Length (mm)	Power (W)	LEDs (quantity)	Max Lumens(lm)	Control Systems	Beam	CCT	Finish
AELS505-054	500	54(Max)	9	2793	ML DMX512 Dimming 220V AC Power Supply	S 7°	F3 RGBW (3000K)	BK Black
AELS510-108	1000	108(Max)	18	5585			F4 RGBW (4000K)	

Example: AELS510-108ELS30BK






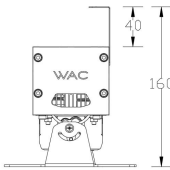

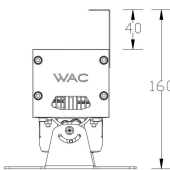
GRAZE LARGE - MODEL: AELS5

Linear Luminaires

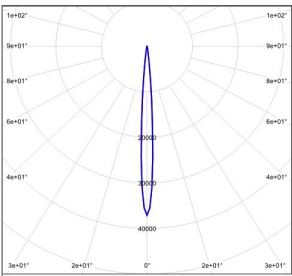
WAC LIGHTING

PROJECT:

TYPE:

Accessory				
Item	Description	Pic	Description Dimensions	Quantity Suggested
AELC3-SCCT002F	Female connector			1 pc per 16m
AELC3-SCCT002M	Male connector			1 pc per 16m
AELS5-CB050-BK	Cover 500mm			
AELS5-CB100-BK	Cover 1000mm			

LIGHT DISTRIBUTION@3000K LUMINAIRE DATA



MODEL:

AELS510-108MLSF4BK

BEAM ANGLE:

7°

POWER:

139.8W

LUMENS:

5585.4lm

CBCP:

207152cd

EFFICACY:

39.95lm/W